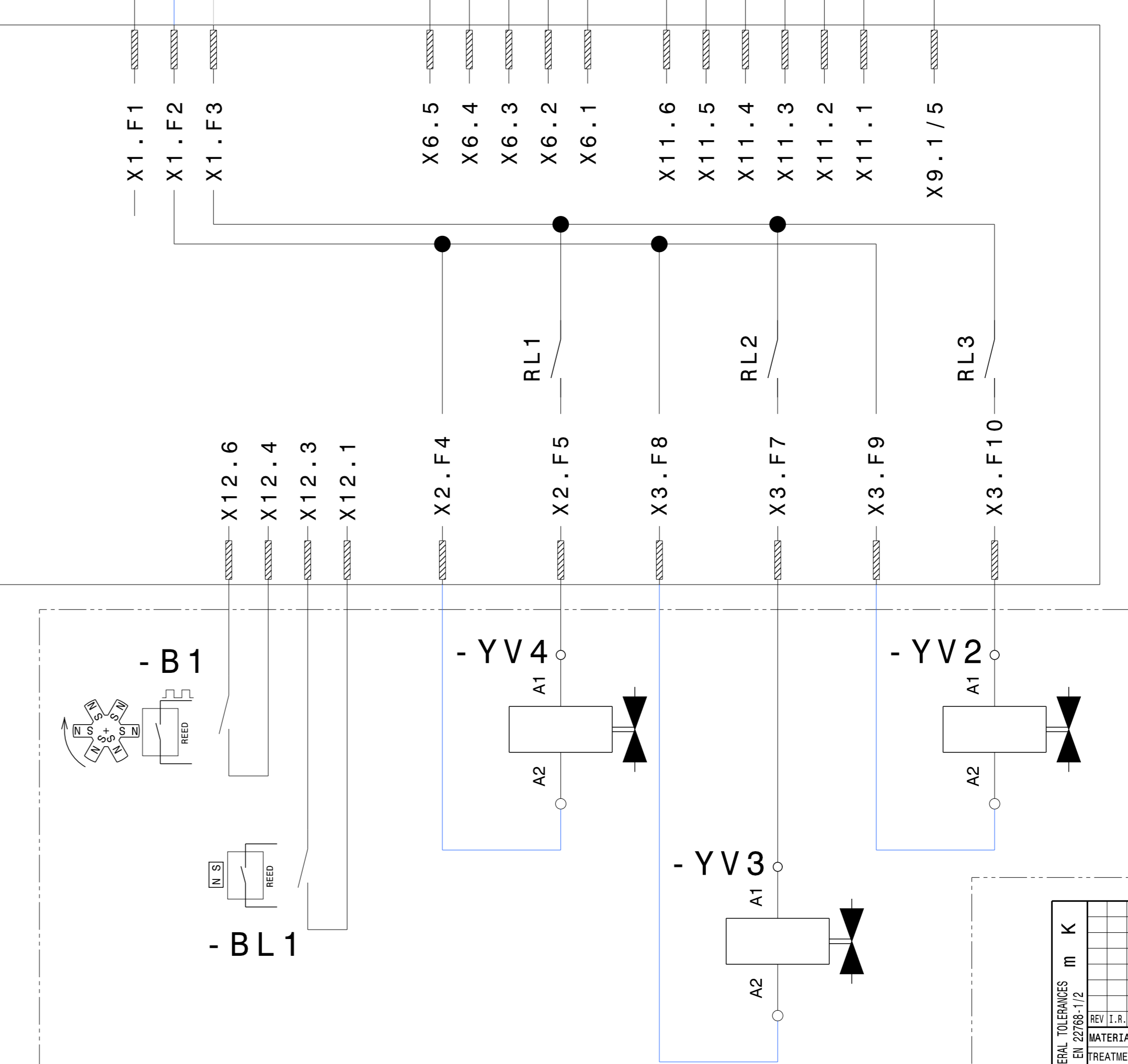
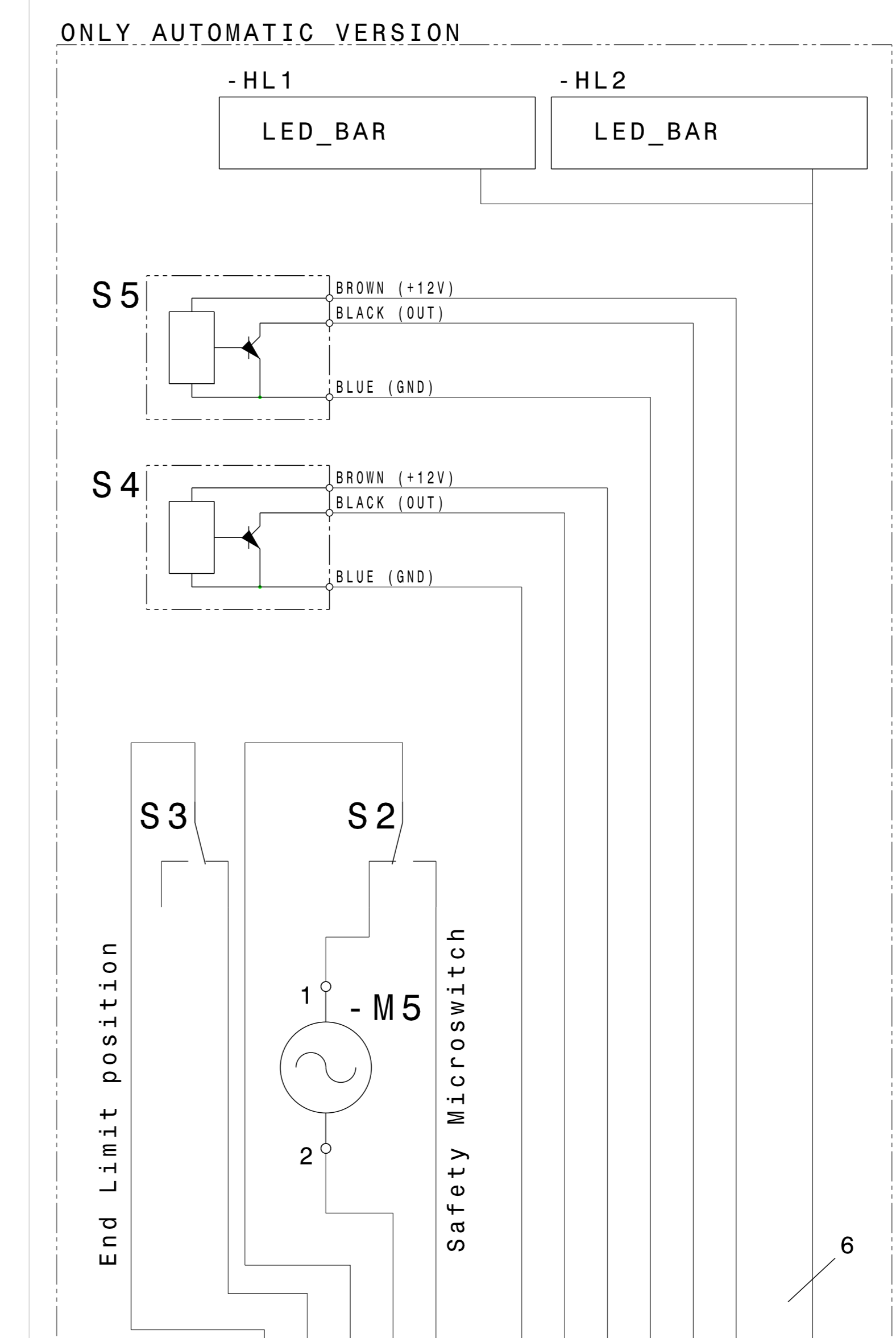


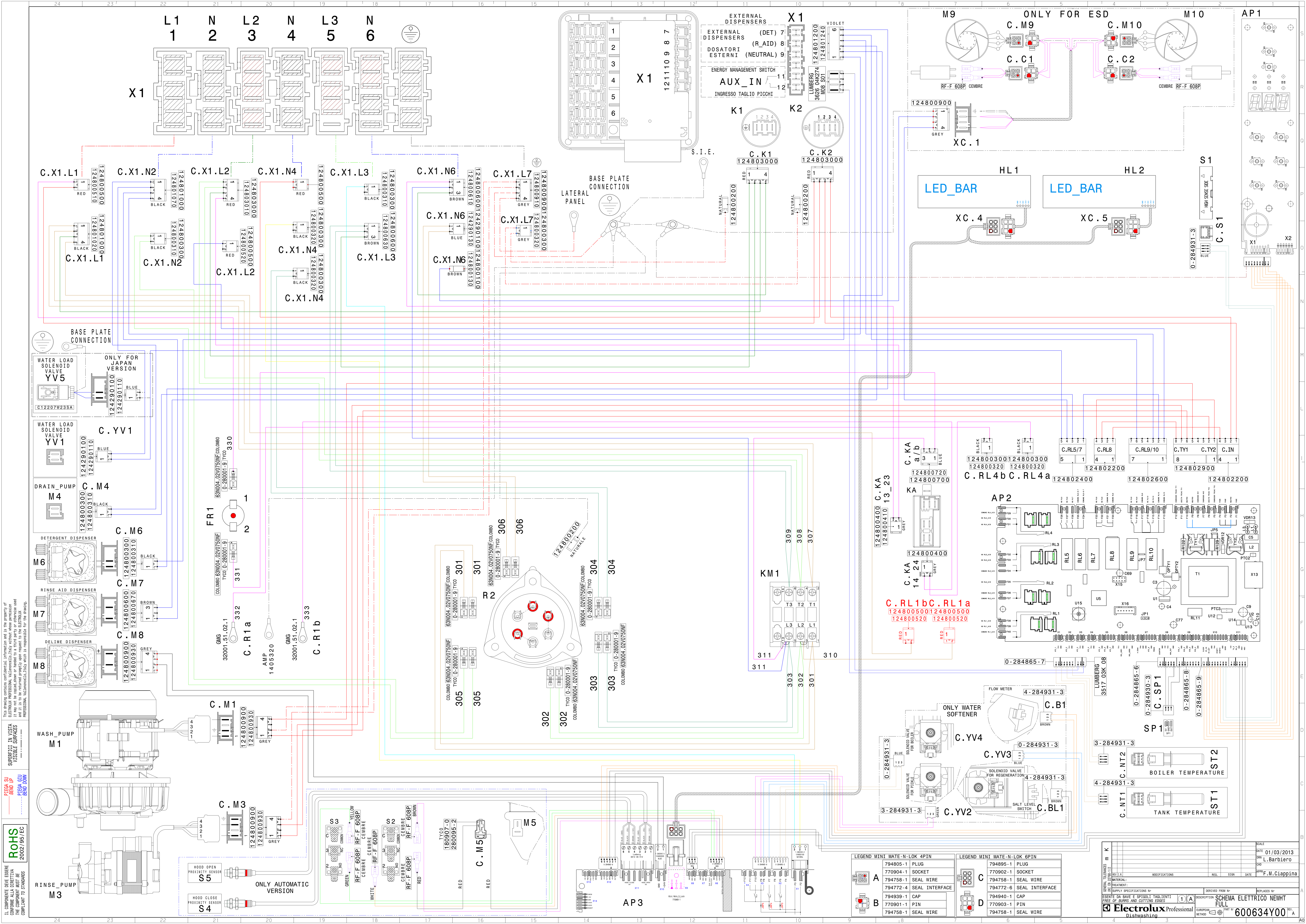
- KIND OF ITEMS**
- AP1 USER INTERFACE
 - AP2 MAIN BOARD
 - AP3 POWER SUPPLY
 - B1 FLOW METER
 - BL1 SALT LEVEL FLOAT SWITCH
 - FR1 PROTECTION FOR TANK HEATING ELEMENT R1
 - FR2 PROTECTION FOR TANK HEATING ELEMENT R1
 - HL1 LED_BAR
 - HL2 LED_BAR
 - K1 R.F.I. FILTER
 - K2 R.F.I. FILTER
 - KA TANK HEATING RELE'
 - M1 WASH PUMP
 - M3 RINSE PUMP
 - M4 DRAIN PUMP
 - M5 GEARMOTOR
 - M6 DETERGENT DISPENSER
 - M7 RINSE AID DISPENSER
 - M8 DELIME DISPENSER
 - M9 ESD FAN
 - M10 ESD FAN
 - KM1 BOILER HEATING ELEMENT CONTACTOR
 - R1 TANK HEATING ELEMENT
 - R2 BOILER HEATING ELEMENT
 - S1 HOOD SWITCH
 - S2 SAFETY MICROSWITCH
 - S3 OBSTACLE SENSE MICROSWITCH
 - S4 LOWER END LIMIT SWITCH
 - S5 UPPER END LIMIT SWITCH
 - SP1 LEVEL SENSOR
 - ST1 NTC TANK TEMPERATURE SENSOR
 - ST2 NTC BOILER TEMPERATURE SENSOR
 - X1 TERMINAL BLOCK
 - X1 7/9 DETERGENTE DISPENSER CONNECTING TERMINALS
 - X1 8/9 RINSE AID DETERGENT CONNECTING TERMINALS
 - YV1 WATER LOAD SOLENOID VALVE
 - YV2 PICKLE SOLENOID VALVE
 - YV3 REGENERATION SOLENOID VALVE
 - YV4 BOILER SOLENOID VALVE



This drawing contains confidential information and is the property of
 ELECTROLUX PROFESSIONAL, Valmonastero, Italy, without whose permission
 it is not to be reproduced, copied, or transmitted in any form or by any means
 and it is to be returned promptly upon request to the ELECTROLUX
 PROFESSIONAL, Valmonastero, Italy which is responsible for the drawing.

ROHS
 COMPLIANT TO STANDARDS
 2002/95/EC

SCALE	01/03/2013	
DATE	L.Barbiero	
DRAWN	F.M.Ciappina	
APP'D		
REVISIONS		
NO.	DESCRIPTION	SCHEMA ELETTRICO NEWHT
1	FULL	
		600634Y00 Rev. A

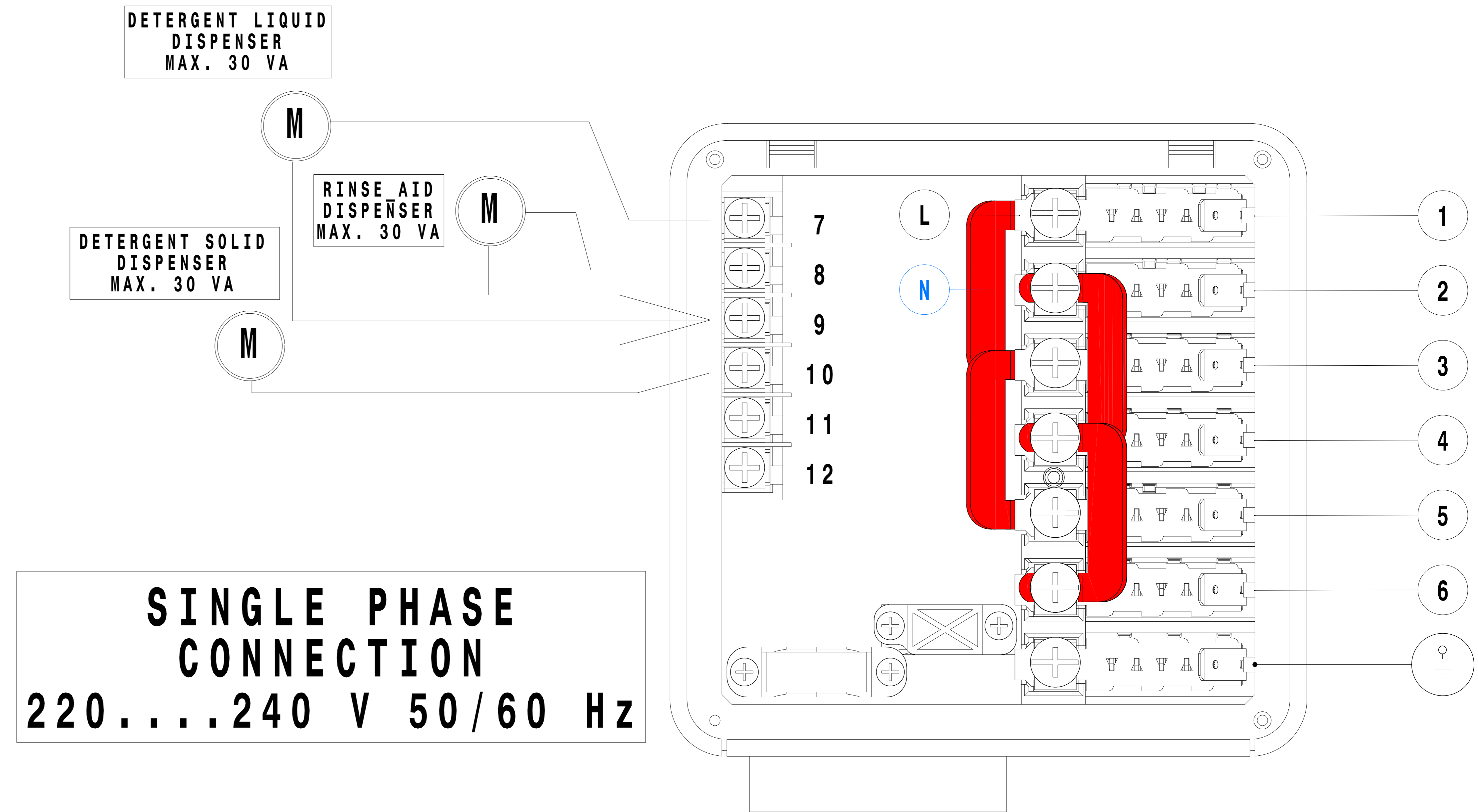
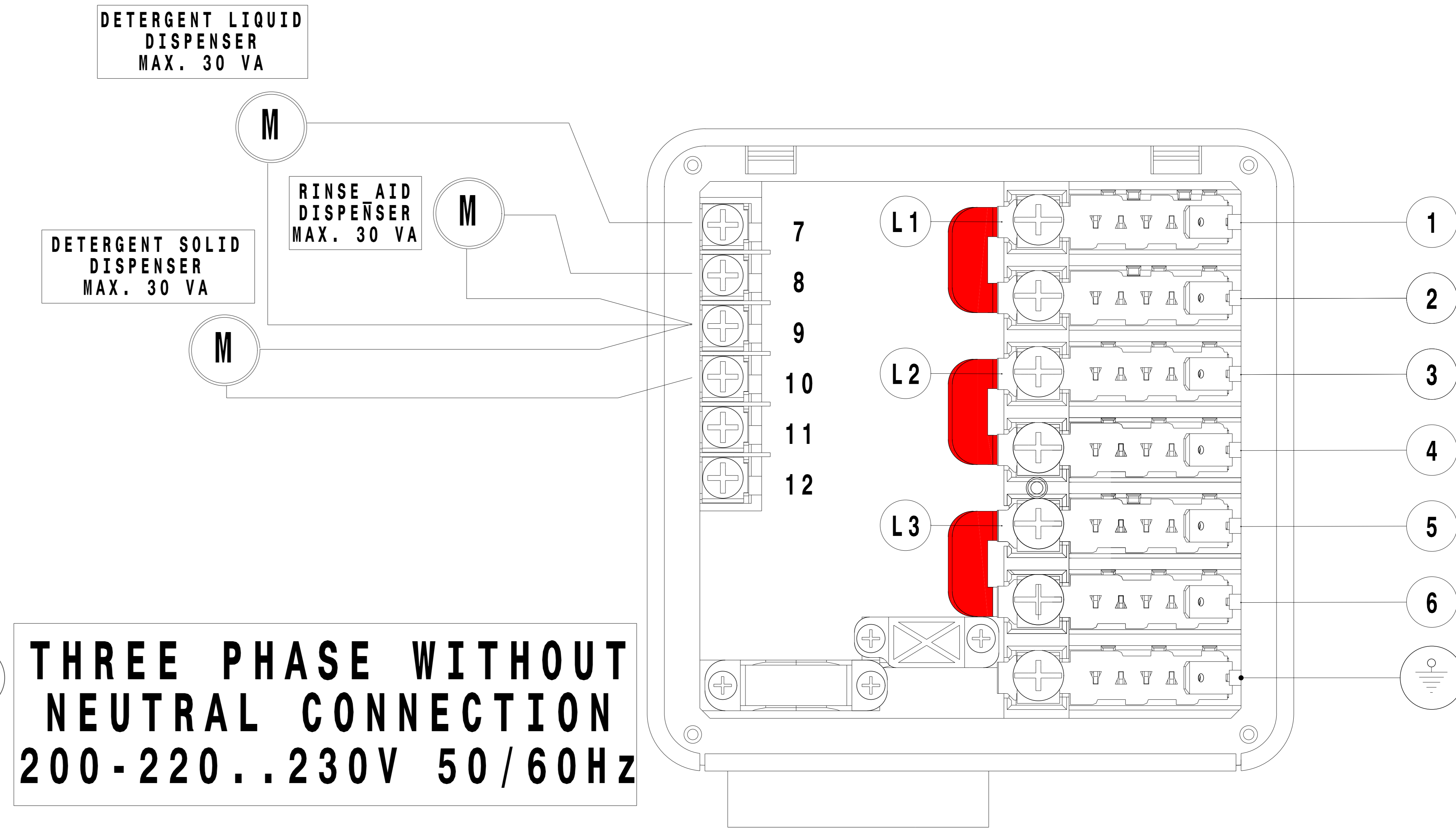
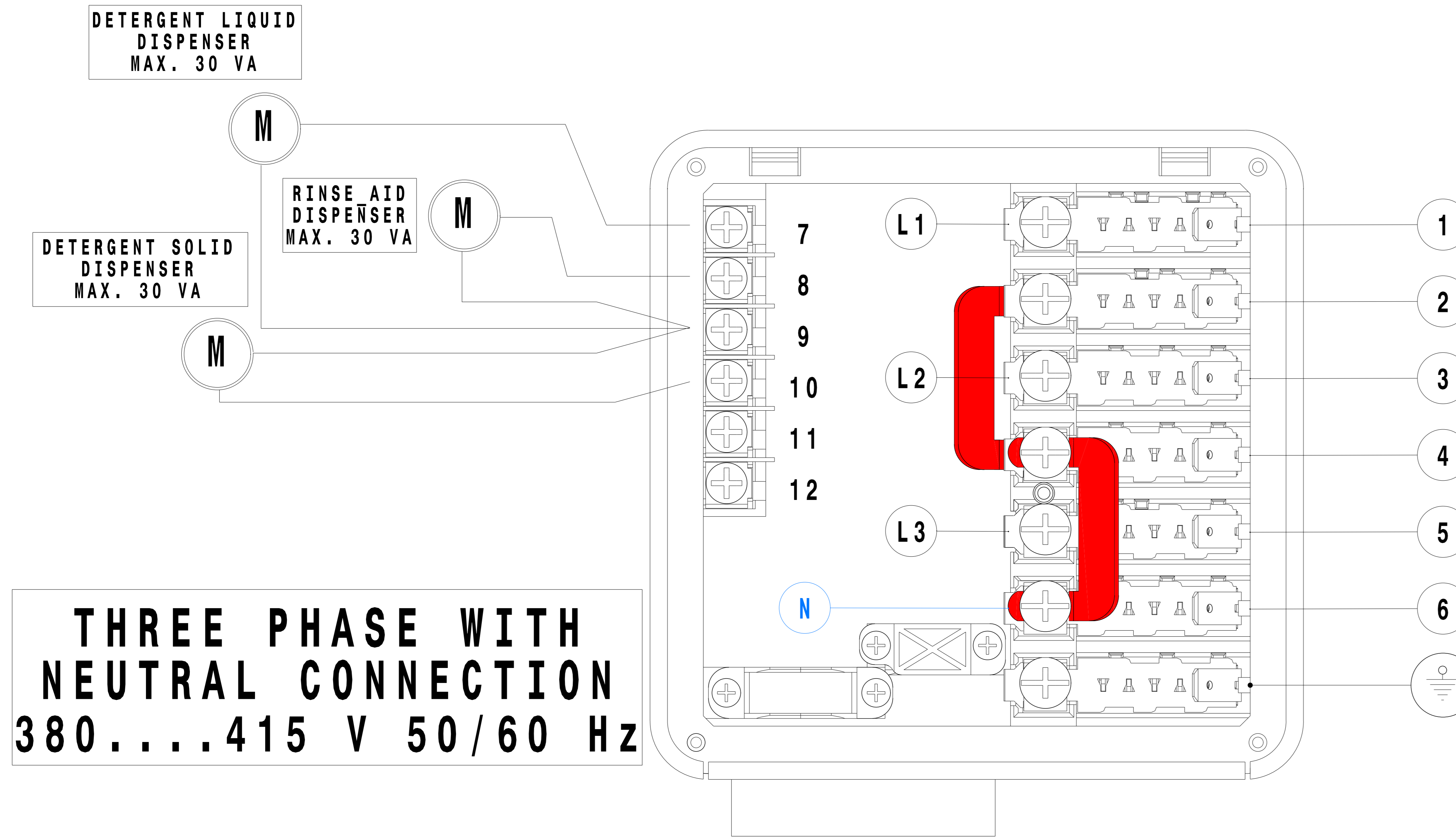


TI COMPONENTE DEVE ESSERE
 CONFORME ALLA DIRETTIVA
 COMPLIANT TO STANDARDS
 P1EA SU
 6500 UP
 P1EA GIU
 2027/95/EC
 RoHS

LEGENDA MINI MATE-N-LOK 4PIN		LEGENDA MINI MATE-N-LOK 6PIN	
A	794805-1 PLUG	C	794895-1 PLUG
B	770904-1 SOCKET	D	770902-1 SOCKET
	794758-1 SEAL WIRE		794758-1 SEAL WIRE
	794772-4 SEAL INTERFACE		794772-6 SEAL INTERFACE
	794939-1 CAP		794940-1 CAP
	770901-1 PIN		770903-1 PIN
	794758-1 SEAL WIRE		794758-1 SEAL WIRE

LEGENDA		LEGENDA	
1	1	1	1
2	2	2	2
3	3	3	3
4	4	4	4
5	5	5	5
6	6	6	6
7	7	7	7
8	8	8	8
9	9	9	9
10	10	10	10
11	11	11	11
12	12	12	12
13	13	13	13
14	14	14	14
15	15	15	15
16	16	16	16
17	17	17	17
18	18	18	18
19	19	19	19
20	20	20	20
21	21	21	21
22	22	22	22
23	23	23	23
24	24	24	24

SCALE 01/03/2013
 DATE L.Barbiero
 APPR. F.M.Ciappina
 DESCRIZIONE SCHEMA ELETTRICO NEWHT
 FULL
 600634Y00



This drawing contains confidential information and is the property of
 ELECTROLUX PROFESSIONAL, Valmonastero, Italy, without whose permission
 it is not to be reproduced, stored in a retrieval system or used
 in any form or by any means, electronic, mechanical, photocopying,
 recording, scanning, etc. ELECTROLUX PROFESSIONAL, Valmonastero, Italy, which is responsible for the drawing.

PFGA SU
 650 UP
 PFGA GIU
 650 DOWN

ROHS
 2002/95/EC

TI COMPONENTE DEVE ESSERE
 CONFORME ALLA DIRETTIVA
 2002/95/EC
 COMPLIANT TO STANDARDS

SCALE	01/03/2013
DATE	L.Barbiero
DRAWN	F.M.Ciappina
APP'D	
MODIFICATIONS	
MATERIAL	
TREATMENT	
SUPPLY SPECIFICATIONS	
DESCRIPTION	SCHEMA ELETTRICO NEWHT
REPLACES	FULL
EUROPEAN METHOD	600634Y00
REV	A

Electrolux Professional
 Dishwashing