

Parts Manual—Passthrough (CK2555AA, CK2575AA)

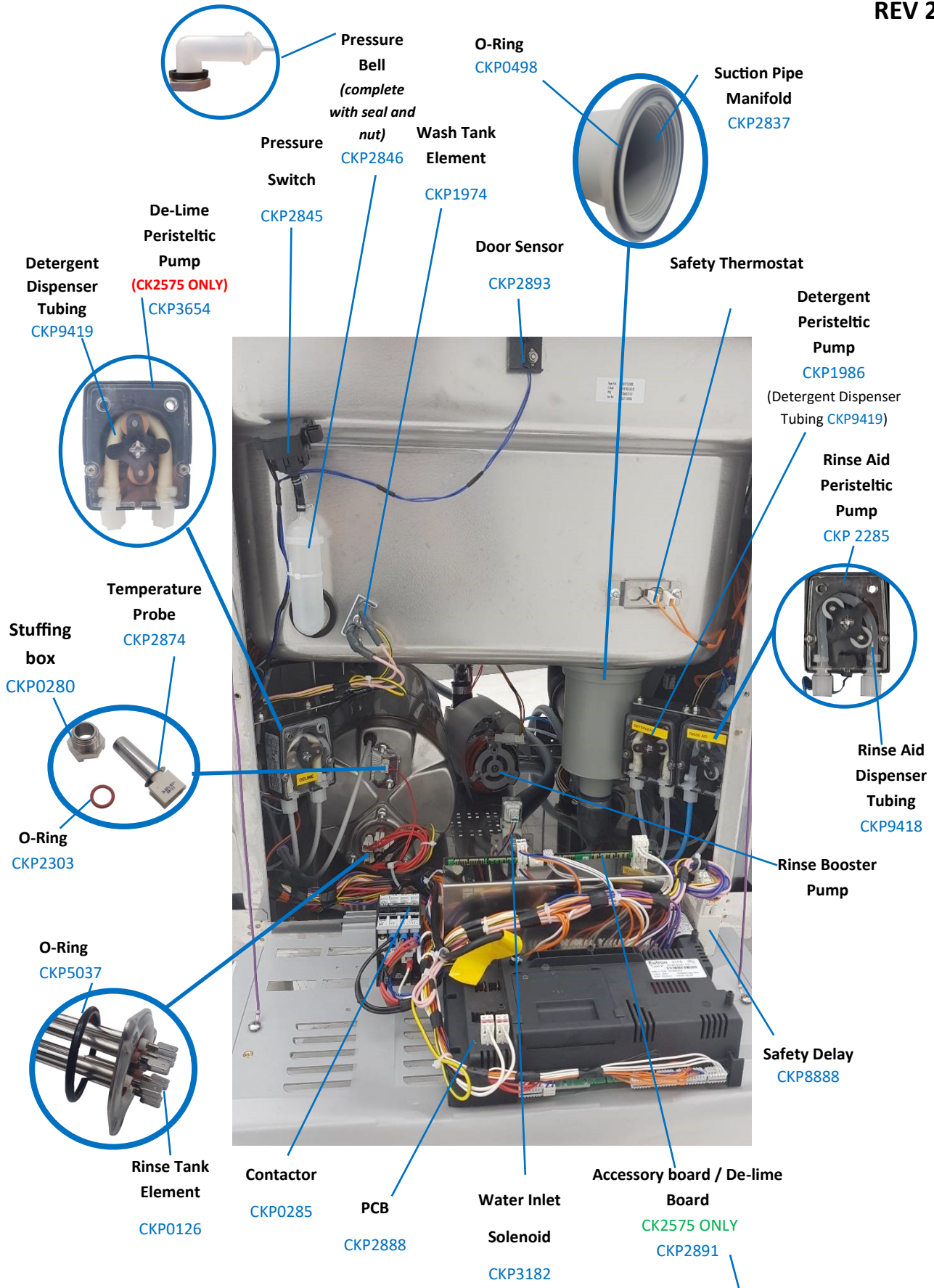


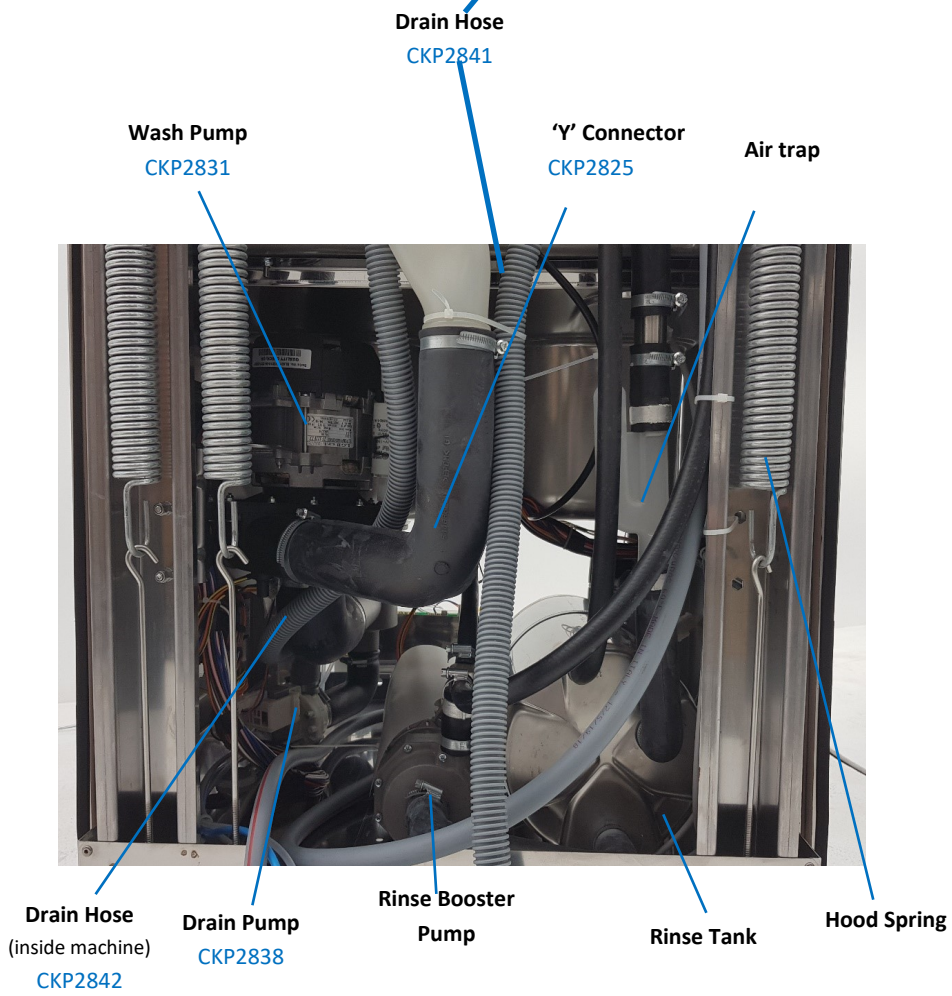

CATER-KWIK

The Lakeland Catering Centre
Newland
Ulverston
Cumbria
LA12 7QQ

Tel: 01229 480001

Email: info@caterkwik.co.uk





REV 2

Runner For
Handle
CKP9597



Whole Rinse
Arm
CKP2095

Wash Arm
CKP0283



Top Wash
Arm Support

Air Trap

Air Trap
Protection

Guide Rack
CKP2807

REV 2

Air Trap
Protection


Air Trap
049480

Wash Arm
CKP0283

Rinse Arm
CKP2095

Guide Rack
CKP2807

Filter
Basket



Filter

Heating Element
CKP1974

Sensor
CKP2874

O-Ring
CKP2303





Drain Hose
CKP2841

Rinse Aid Tube
CKP1977

De-Lime Tube
(CK2575 ONLY)

Foot

Inlet Water Hose

Detergent Tube

Set up for Single Phase

REV 2



Cable Needed:
1m of 3core 6mm
Cable Rubber
Flexible 32A Black
CKP3650



Plug Needed: 32A
3PIN, Commando
Plug, BLUE
CKP9033



Socket needed:
IP44 Interlocked
Switch Socket
CKP3232



Junction Box - CKP1110

Be aware when switching to Single phase from 3 Phase you need to reduce power. This can be done by disconnecting one section of the rinse tank elements.

Set up for 3 Phase



Cable Needed:
1 Meter of 5
Core 6mm
Flexible Cable
CKP5650



**Plug need-
ed:** 32A 5 Pin
Commando Plug
Red IP44
CKP9035



Socket needed:
32A Three
Phase IP44
Gateway Socket
CKP3254

